




MetroWest Tactical

Stage 1: Clear the House

Course Designer: Earl Paradise, MetroWest Tactical

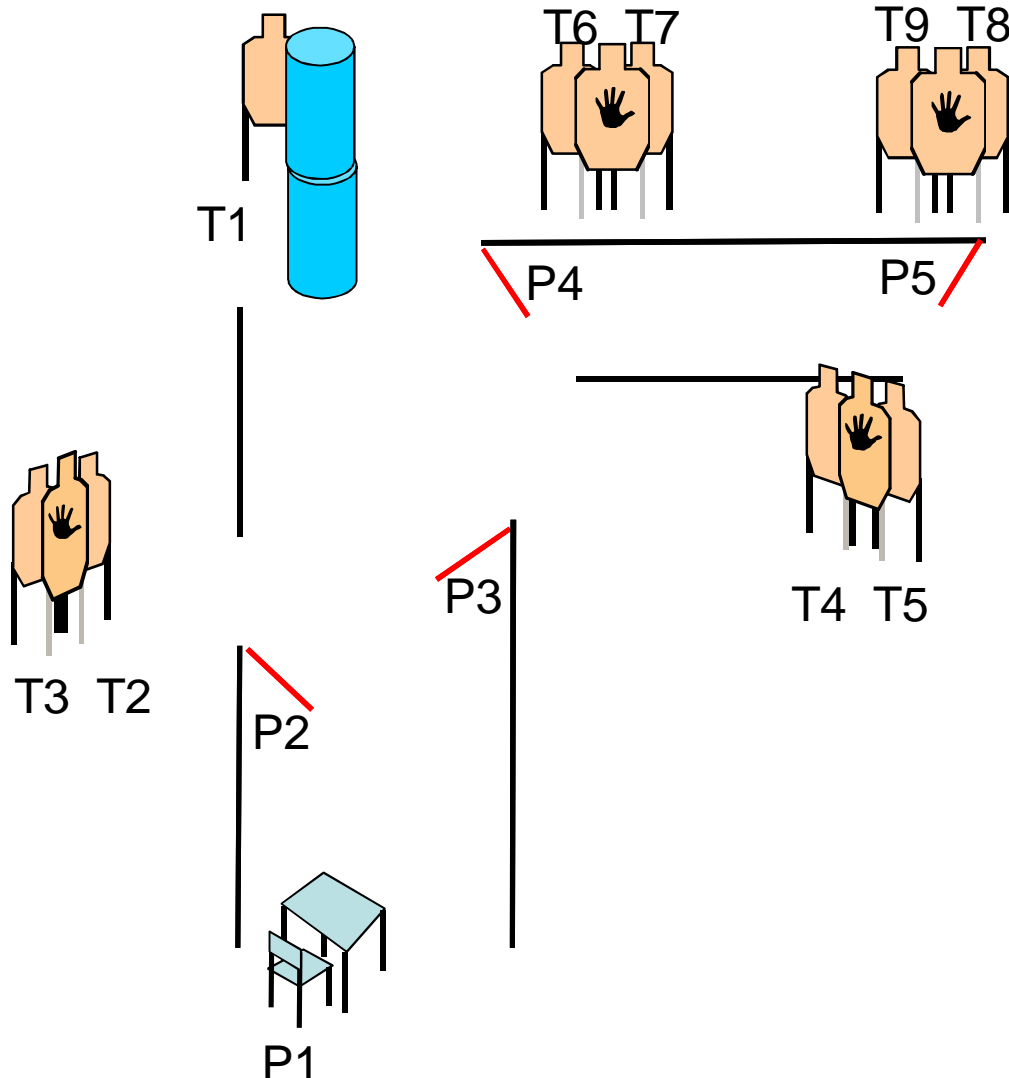


SCENARIO: You just sit down to read your favorite magazine, when you realize armed thugs have invaded your home. Take action and clear the house.

START POSITION: Sitting at table holding magazine; firearm loaded with an empty chamber and in box. Ammo carriers on body.

SCORING: 18 rounds min, Unlimited
TARGETS: 9 threat, 4 non threat
SCORED HITS: Best 2 Shots on Paper
START-STOP: Audible - Last shot
RULES: Current IDPA Rulebook
CONCEALMENT: Not Required
MUZZLE SAFE POINTS: 180-degrees

STAGE PROCEDURE: At signal, retrieve firearm from box and engage T1 while seated. Move to P2 and engage T2-T3. Move to P3 and engage T4-T5. Move to P4 and engage T6-T7. Move to P5 and engage T8-T9.






MetroWest Tactical

Stage 2: Gun Show Loophole

Course Designer: Warren Prouty, MetroWest Tactical

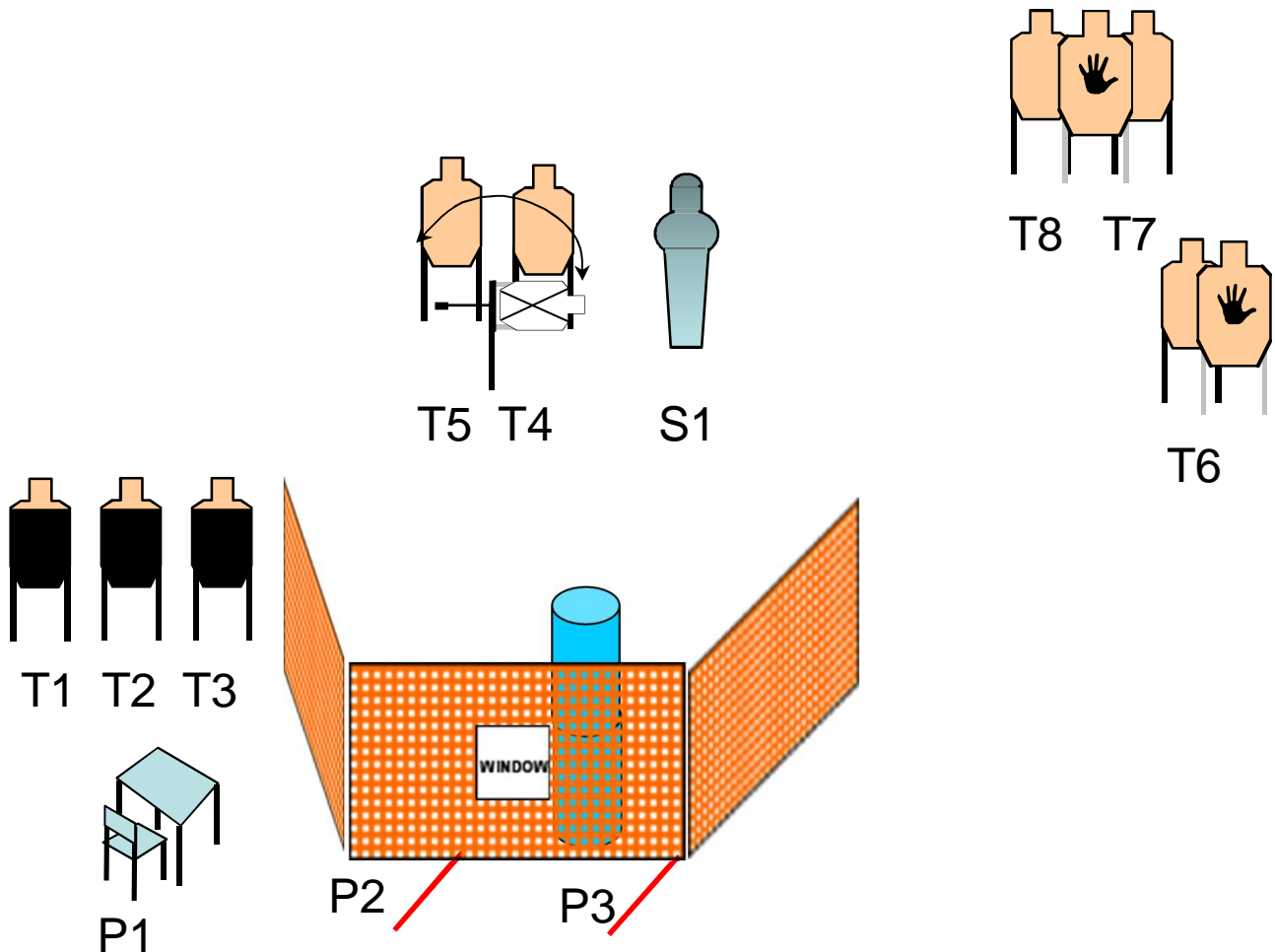


SCENARIO: You're seated at a booth selling your last handgun when a group of gun-control zealots break in screaming "NO BACKGROUND CHECKS" and start waving Nerf guns loaded with Tide Pods. Then they start reaching for the real thing. Retrieve your magazines and firearm, load and engage the threats to your second amendment rights.

START POSITION: Sitting at P1, hands on knees, firearm empty and placed on the X on the table. All magazines placed inside the box on the table.

| | |
|----------------------------|--|
| SCORING: | 17 rounds min, Unlimited |
| TARGETS: | 8 threat, 3 non threat, 1 Steel |
| SCORED HITS: | Best 2 Shots on Paper Steel Must Fall |
| START-STOP: | Audible - Last shot |
| RULES: | Current IDPA Rulebook |
| CONCEALMENT: | Required |
| MUZZLE SAFE POINTS: | 180-degrees |

STAGE PROCEDURE: At the signal, retrieve magazines from box, load firearm, and engage T1-T3 while seated. Move to P2 and engage S1 and T4-T5 through window (cover). Move to P3 and engage T6-T8.





MetroWest Tactical

Stage 3: Bad Day at PetsMart

Course Designer: Warren Prouty, MetroWest Tactical

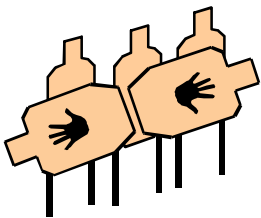


SCENARIO: You've taken your best friend to Petsmart for some treats, when a group of armed, deranged, PETA members take over the store and threaten to release all the animals. One has even grabbed your dog. You realize that pulling the leash opens a clear shot on the lead abductor. Free your dog and rid the store of these crazed do-gooders.

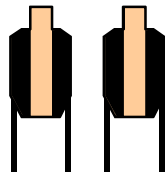
START POSITION: Starting at P1, holding rope in weak hand. Firearm loaded to division capacity and holstered. Ammo carriers on body.

SCORING: 18 rounds min, Limited
TARGETS: 9 threat, 4 non threat
SCORED HITS: Best 2 Shots on Paper
START-STOP: Audible - Last shot
RULES: Current IDPA Rulebook
CONCEALMENT: Required
MUZZLE SAFE POINTS: 180-degrees

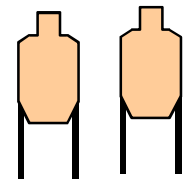
STAGE PROCEDURE: At signal pull rope with weak hand to reveal T1 and engage while holding rope. Drop rope and move to P2 and engage T2-T4. Move to P3 and engage T5-T6 through window. Move to P4 and engage T7-T9 through window. Windows are positions of cover.



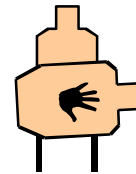
T7 T8 T9



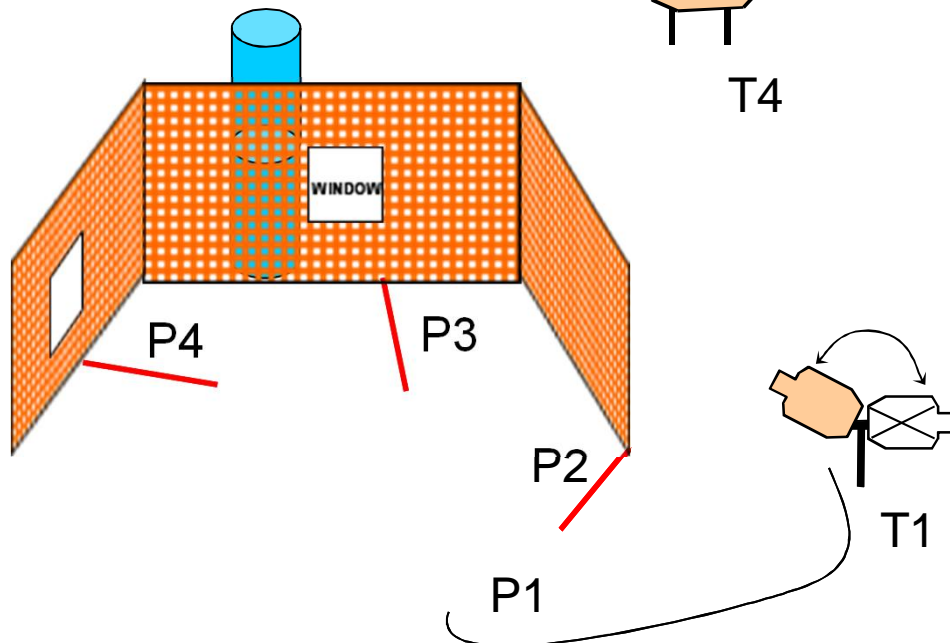
T5 T6



T3 T2




T4





MetroWest Tactical
Stage 4: If Only I Had 911!

Course Designer: Michael Joffe, MetroWest Tactical

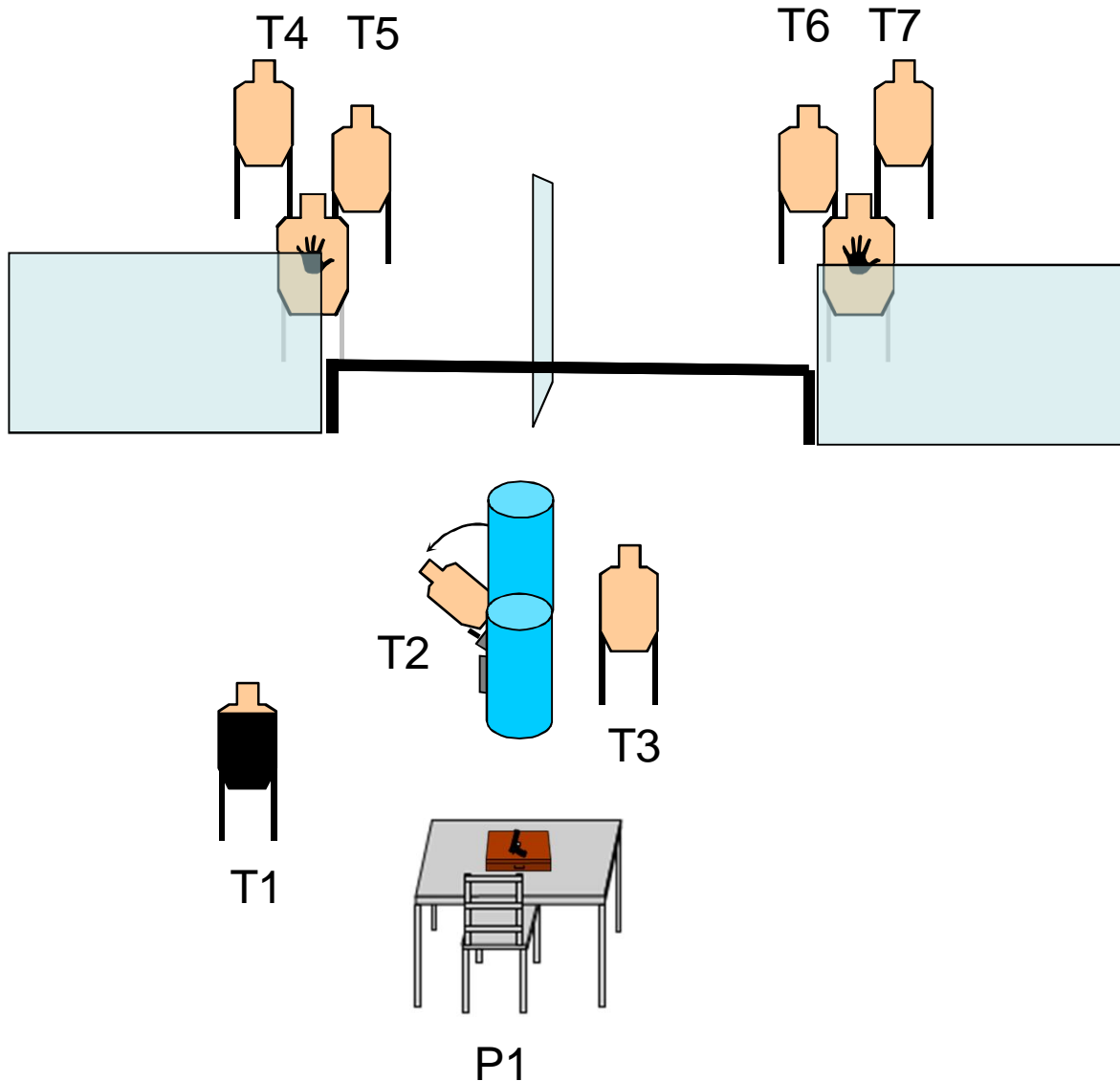


SCENARIO: You are under attack. Too bad you can't call 911.

START POSITION: Start seated at P1, hands on knees, firearm loaded with an empty chamber and placed in the box. Ammo carriers on body.

SCORING: 14 rounds min, Unlimited
TARGETS: 7 threat, 2 non threat
SCORED HITS: Best 2 Shots on Paper
START-STOP: Audible - Last shot
RULES: Current IDPA Rulebook
CONCEALMENT: Required
MUZZLE SAFE POINTS: 180 degrees

STAGE PROCEDURE: At signal, engage targets T1-T3 from P1 or anywhere between P1 and the railing. There is no cover on this stage. T2 out and back activated by box opening.






MetroWest Tactical

Stage 5 (Back 40): Grocery Store Takeover

Course Designer: Warren Prouty, MetroWest Tactical

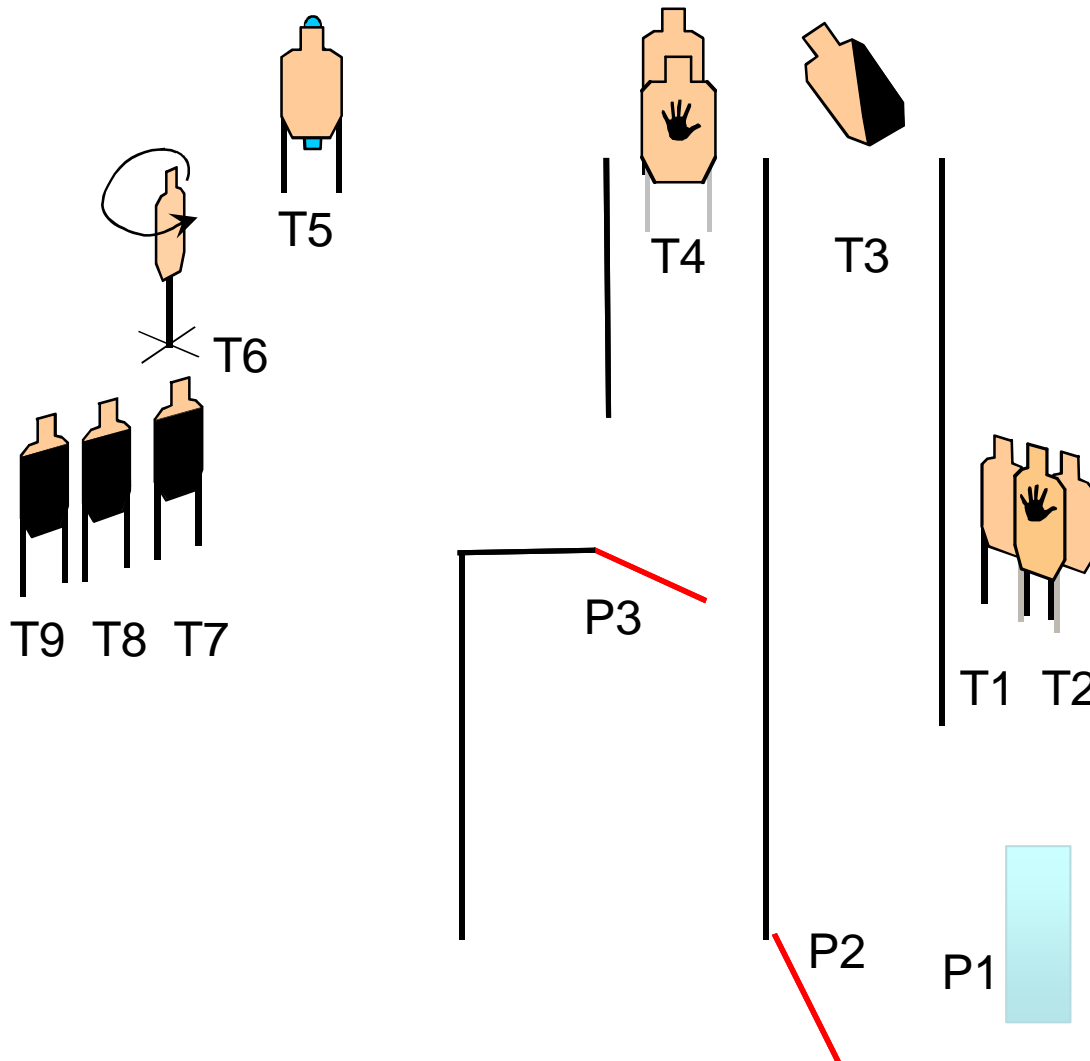


SCENARIO: You're at Whole Foods Market, purchasing your favorite organic vegetables when a rogue group of armed antifa members see your Make America Great Again hat and threaten you. Show them how you can make Whole Foods Market great again!

START POSITION: Strong hand holding the bag of groceries; firearm loaded to division capacity and holstered. Ammo carriers on body.

SCORING: 17 rounds min, Unlimited
TARGETS: 9 threat, 2 non threat
SCORED HITS: Best 2 Shots on Paper
START-STOP: Audible - Last shot
RULES: Current IDPA Rulebook
CONCEALMENT: Required
MUZZLE SAFE POINTS: 180-degrees

STAGE PROCEDURE: At signal, drop grocery bag and engage T1-T3 in tactical priority. Move to P2 and engage T4. Move to P3 and engage T5-T9. Steel behind T5 activates drop turner T6 but is not scored.






MetroWest Tactical

Stage 6 (Indoor): Restaurant Interrupted

Course Designer: Warren Prouty, MetroWest Tactical



SCENARIO: You're in your favorite restaurant reading the menu. Unfortunately, your favorite restaurant has been influenced by the liberal control freaks and while in the restaurant your firearm must be in a secure box with no round in the chamber. Suddenly, armed bad guys break in and now you've got to confront them...make you're IDPA pals proud. This is a low light stage.

START POSITION: Seated at P1. Firearm loaded with an empty chamber. Ammo carriers on body. Flashlight in weak hand.

SCORING: 16 rounds min, Unlimited
TARGETS: 8 threat, 2 non threat
SCORED HITS: Best 2 Shots on Paper
START-STOP: Audible - Last shot
RULES: Current IDPA Rulebook
CONCEALMENT: Not Required
MUZZLE SAFE POINTS: Boundaries of Backstop

STAGE PROCEDURE: At signal, retrieve firearm from box and engage T1 – T3 while seated. Stand and move to P2 and engage T4 – T7. T7 and T8 are triggered by opening box.

